



INDUSTRIAL STAIRS



COMMERCIAL STAIRS



PORTABLE STAIRS



ARCHITECTURAL STAIRS



RollAStep



YellowGate



DESIGNED FOR WORK,  
BUILT FOR SAFETY

# MOBILE WORK PLATFORMS & STAIRS



- Access when and where you need it
- User friendly – easy to roll and steer
- In-stock and ready-to-ship
- Easily customized
- Extremely versatile

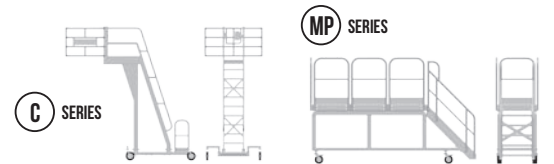
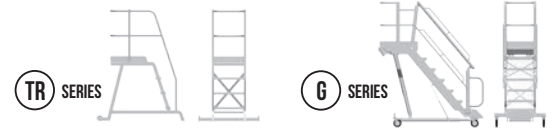


**RollAStep**



FLAT BED FALL PROTECTION

RollAStep



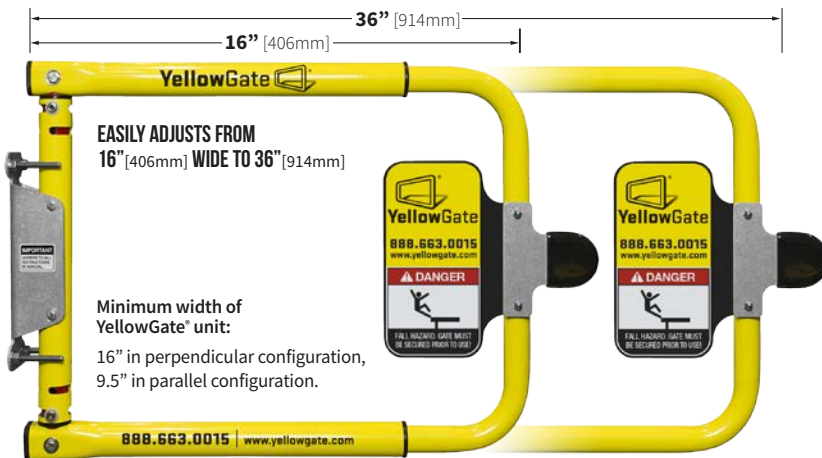
ALL ROLLASTEP PRODUCTS ARE EASILY CUSTOMIZED

YELLOWGATE® FALL PROTECTION

# THE MOST ADJUSTABLE SWING GATE AVAILABLE



- Universal mount for easy installation – no additional parts to order
- Helps meet OSHA regulations
- Durable - built to last indoors and out
- In-stock and ready-to-ship



**YellowGate**

Order a pallet of **10** today

UNIVERSAL MOUNT



PATENT PENDING

**Malbec Tensioner**

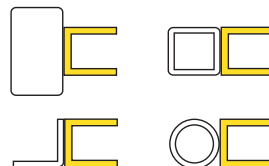
No spring to fail.



**YellowGate XL**

Fork truck and Dock gates

Adjustable From 6 to 12 Feet  
and 42 Inches in Height



5 MAIN COMPONENTS  
UNLIMITED CONFIGURATIONS

# INDUSTRIAL STAIR SYSTEMS




- Quoted in minutes – installs in a few hours
- Unbolt, reconfigure and relocate in a snap
- No welding, special tools or cranes
- Always OSHA compliant



**ERECTA STEP**

**5 MAIN COMPONENTS**

- UNIVERSAL PLATFORMS
- SAFETY STAIRS
- LADDER UNITS
- PLATFORM HANDRAILS
- TOWER SUPPORTS



**ERECTA STEP**



**ErectaStep®  
Configurator**

Visit us online or give us a call 888.878.1839 to schedule an appointment for an on-site consultation to fit your specific needs.

## IBC & OSHA COMPLIANT PORTABLE METAL STAIRS PORTABLE STAIR UNITS



- Choose from IBC or OSHA compliant models
- Rugged, powder coated and galvanized steel construction
- Available in 7 sizes from 28" - 63"
- Adjustable leg height for varied grades





**ERECTA STEP**

ASSEMBLES AND INSTALLS FAST  
**ARCHITECTURAL  
 STAIR KITS**



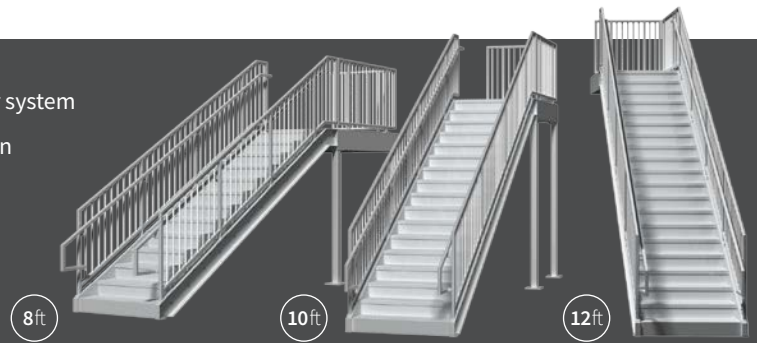
- IBC and OSHA compliant
- No special tools required
- Bolt together construction  
 – No welding required
- Ships flat packed for lower shipping cost
- Finished with a durable silver powder coat

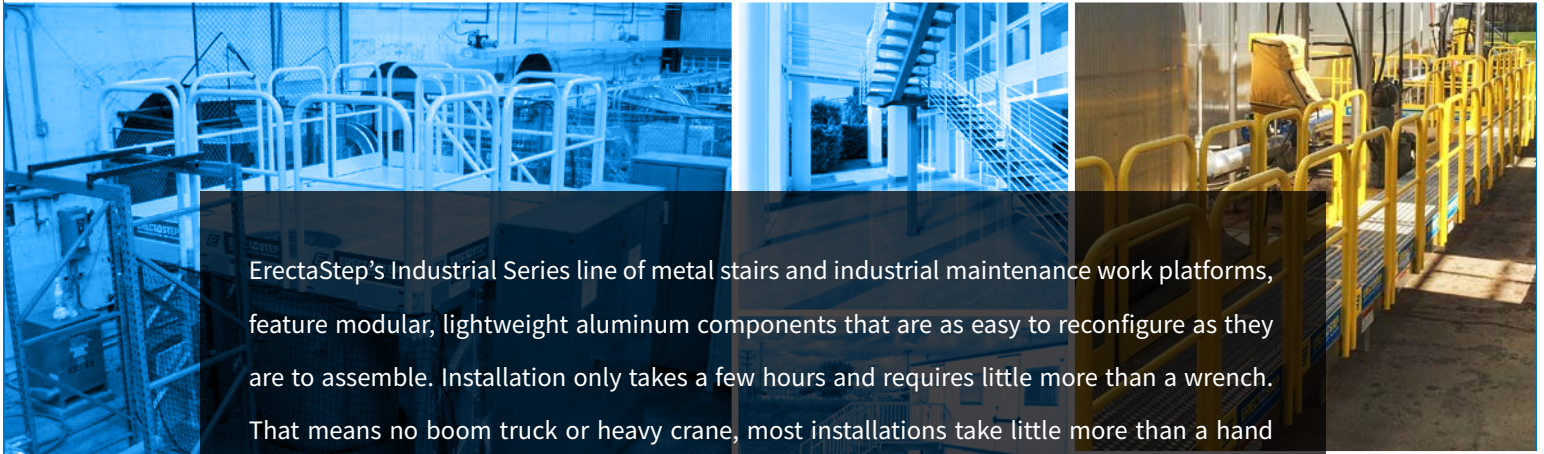



PREFABRICATED  
**COMMERCIAL  
 STAIR SYSTEMS**



- IBC compliant metal stair system
- Bolt together construction
- No welding required
- Ships flat packed for lower shipping cost





ErectaStep's Industrial Series line of metal stairs and industrial maintenance work platforms, feature modular, lightweight aluminum components that are as easy to reconfigure as they are to assemble. Installation only takes a few hours and requires little more than a wrench. That means no boom truck or heavy crane, most installations take little more than a hand truck and two installers.



give us a call **888.878.1839** | or visit us online **ErectaStep.com**

**APPLICABLE OSHA REGULATIONS DESIGNED TO:**

**1910.29(b)(1)** The top edge height of top rails, or equivalent guardrail system members, are 42 inches (107 cm), plus or minus 3 inches (8 cm), above the walking working surface. The top edge height may exceed 45 inches (114 cm), provided the guardrail system meets all other criteria of paragraph (b) of this section.

**1910.29(b)(2)(i)** Midrails are installed at a height midway between the top edge of the guardrail system and the walking working surface;

**1910.29(b)(3)** Guardrail systems are capable of withstanding, without failure, a force of at least 200 pounds (890 N) applied in a downward or outward direction within 2 inches (5 cm) of the top edge, at any point along the top rail.

**1910.29(b)(4)** When the 200-pound (890-N) test load is applied in a downward direction, the top rail of the guardrail system must not deflect to a height of less than 39 inches (99 cm) above the walking-working surface.

**1910.29(b)(5)** Midrails, screens, mesh, intermediate vertical members, solid panels, and other equivalent intermediate members are capable of withstanding, without failure, a force of at least 150 pounds (667 N) applied in any downward or outward direction at any point along the intermediate member.

**1910.29(b)(6)** Guardrail systems are smooth-surfaced to protect employees from injury, such as punctures or lacerations, and to prevent catching or snagging of clothing.

**1910.29(b)(7)** The ends of top rails and midrails do not overhang the terminal posts, except where the overhang does not pose a projection hazard for employees.

**1910.29(f)(1)(ii)(B)** The height of stair rail systems installed on or after January 17, 2017 is not less than 42 inches (107 cm) from the leading edge of the stair tread to the top surface of the top rail.

**1910.29(f)(2)** Finger clearance. The minimum clearance between handrails and any other object is 2.25 inches (5.7 cm).

**1910.29(f)(3)** Surfaces. Handrails and stair rail systems are smooth-surfaced to protect employees from injury, such as punctures or lacerations, and to prevent catching or snagging of clothing.

**1910.29(f)(4)** Openings in stair rails. No opening in a stair rail system exceeds 19 inches (48 cm) at its least dimension.

**1910.29(f)(6)** Projection hazards. The ends of handrails and stair rail systems do not present any projection hazards.

**1910.29(f)(7)** Strength criteria. Handrails and the top rails of stair rail systems are capable of withstanding, without failure, a force of at least 200 pounds (890 N) applied in any downward or outward direction within 2 inches (5 cm) of any point along the top edge of the rail.

**1910.29(g)(4)** Platforms used with fixed ladders provide a horizontal surface of at least 24 inches by 30 inches (61 cm by 76 cm).

**1910.29(k)(1)** The employers must ensure toeboards used for falling object protection:

**1910.29(k)(1)(i)** Are erected along the exposed edge of the overhead walking-working surface for a length that is sufficient to protect employees below.

**1910.29(k)(1)(ii)** Have a minimum vertical height of 3.5 inches (9 cm) as measured from the top edge of the toeboard to the level of the walking-working surface.

**1910.29(k)(1)(iii)** Do not have more than a 0.25-inch (0.5-cm) clearance or opening above the walking-working surface.

**1910.25(b)(3)** Stairs have uniform riser heights and tread depths between landings;

**1910.25(b)(4)** Stairway landings and platforms are at least the width of the stair and at least 30 inches (76 cm) in depth, as measured in the direction of travel;

**1910.25(b)(6)** Each stair can support at least five times the normal anticipated live load, but never less than a concentrated load of 1,000 pounds (454 kg) applied at any point;

**1910.25(c)** Standard stairs. In addition to paragraph (b) of this section, the employer must ensure standard stairs:

**1910.25(c)(1)** Are installed at angles between 30 to 50 degrees from the horizontal;

**1910.25(c)(2)** Have a maximum riser height of 9.5 inches (24 cm);=

**1910.25(c)(3)** Have a minimum tread depth of 9.5 inches (24 cm); and

**1910.25(c)(4)** Have a minimum width of 22 inches (56 cm) between vertical barriers (see Figure D-8 of this section).

**1910.25(c)(5)** Exception to paragraphs (c)(2) and (3) of this section. The requirements of paragraphs (c)(2) and (3) do not apply to standard stairs installed prior to January 17, 2017. OSHA will deem those stairs in compliance if they meet the dimension requirements specified in Table D-1 of this section or they use a combination that achieves the angle requirements of paragraph (c)(1) of this section.

**Table D-1 Stairway Rise and Tread Dimensions**

Angle to horizontal [mm]	Rise (in inches) [mm]	Tread run (in inches) [mm]
30 deg. 35' [10668mm]	6-1/2 [165mm]	11 [279mm]
32 deg. 08' [2438mm]	6-3/4 [171mm]	10-3/4 [273mm]
33 deg. 41' [12497mm]	7 [178mm]	10-1/2 [267mm]
35 deg. 16' [4877mm]	7-1/4 [184mm]	10-1/4 [260mm]
36 deg. 52' [15850mm]	7-1/2 [191mm]	10 [254mm]
38 deg. 29' [8839mm]	7-3/4 [197mm]	9-3/4 [248mm]
40 deg. 08' [2438mm]	8 [203mm]	9-1/2 [241mm]
41 deg. 44' [13411mm]	8-1/4 [210mm]	9-1/4 [235mm]
43 deg. 22' [6706mm]	8-1/2 [216mm]	9 [229mm]
45 deg. 00' [0mm]	8-3/4 [222mm]	8-3/4 [222mm]
46 deg. 38' [11582mm]	9 [229mm]	8-1/2 [216mm]
48 deg. 16' [4877mm]	9-1/4 [235mm]	8-1/4 [210mm]
49 deg. 54' [16459mm]	9-1/2 [241mm]	8 [203mm]

**1910.28(b)(11)(ii)** Each flight of stairs having at least 3 treads and at least 4 risers is equipped with stair rail systems and handrails as follows:

**Table D-2 Stairway Handrail Requirements**

Stair width	Enclosed	One open side	Two open sides	With earth built up on both sides
Less than 44 inches (1.1 m)	: At least one handrail	: One stair rail system with handrail on open side.	: One stair rail system with handrail on open side.	: One stair rail system with handrail on open side.
44 inches (1.1 m) to 88 inches (2.2 m)	: One handrail on each enclosed side	: One Stair rail system with handrail on open side and one handrail on enclosed side.	: One Stair rail system with handrail on open side and one handrail on enclosed side.	: One Stair rail system with handrail on open side and one handrail on enclosed side.
Greater than 88 inches (2.2 m)	: One handrail on each enclosed side and one intermediate handrail located in the middle of the stair	: One stair rail system with handrail on open side, one handrail on enclosed side, and one intermediate handrail located in the middle of the stair.	: One stair rail system with handrail on open side, one handrail on enclosed side, and one intermediate handrail located in the middle of the stair.	: One stair rail system with handrail on open side, one handrail on enclosed side, and one intermediate handrail located in the middle of the stair.
Exterior stairs less than 4.4 inches (1.1 m)	:	:	:	:

**1910.144(a)(3)** Yellow. Yellow shall be the basic color for designating caution and for marking physical hazards such as: Striking against, stumbling, falling, tripping, and "caught in between."

**1926.451(f)(16)** Platforms shall not deflect more than 1/60 of the span when loaded.

**1910.23(b)(1)** Ladder rungs, steps, and cleats are parallel, level, and uniformly spaced when the ladder is in position for use;

**1910.23(b)(2)** Ladder rungs, steps, and cleats are spaced not less than 10 inches (25 cm) and not more than 14 inches (36 cm) apart, as measured between the centerlines of the rungs, cleats, and steps, except that:

**1910.23(b)(4)** Ladder rungs, steps, and cleats have a minimum clear width of 11.5 inches (29 cm) on portable ladders and 16 inches (41 cm) (measured before installation of ladder safety systems) for fixed ladders

**1910.23(d)(1)** Fixed ladders are capable of supporting their maximum intended load;

**1910.23(d)(2)** The minimum perpendicular distance from the centerline of the steps or rungs, or grab bars, or both, to the nearest permanent object in back of the ladder is 7 inches (18 cm)

**1910.23(d)(5)** For through ladders, the steps or rungs are omitted from the extensions, and the side rails are flared to provide not less than 24 inches (61 cm) and not more than 30 inches (76 cm) of clearance.

**1910.23(d)(12)** The step-across distance from the centerline of the rungs or steps is:

**1910.23(d)(12)(i)** For through ladders, not less than 7 inches (18 cm) and not more than 12 inches (30 cm) to the nearest edge of the structure, building, or equipment accessed from the ladders;

**TERMS AND CONDITIONS**

- Without a written acceptance of these conditions by the Buyer, placement of an order for any of the goods covered by this quotation will constitute acceptance of these terms and conditions. The failure to object to provisions contained in a Buyer's order or other forms of communication will not be deemed a waiver of the terms and conditions.
- ErectaStep is not responsible for delays in satisfying this order caused by circumstances which are unavoidable or beyond our control.
- Typographical errors are subject to correction.
- All information supplied to the Buyer by ErectaStep may contain proprietary design information that belongs to and shall remain property of ErectaStep. They may not be copied without the expressed written consent of an officer of ErectaStep. All information must be returned immediately upon demand.
- ErectaStep sale of goods covered by this quotation does not grant the Buyer any license or right of any kind under any patent owned or controlled by ErectaStep or under which the company is licensee.
- 2 Year Limited Warranty – See below
- Returns: Returns must be in sellable condition and authorization in writing from our office and subject to a restocking fee. Unauthorized returns will be refused. The buyer is responsible for any freight charges.
- Liens: ErectaStep provides final lien waivers when payment is received in full.
- The field measurements utilized in formulating the prices for the equipment supplied by the Buyer or their representative. Any failure of the equipment to operate satisfactorily that is caused by incorrect data and/or field measurements being supplied to the Seller by the Buyer's personnel would be at the buyer's expense. This includes any changes in operating procedures, types of vehicle being serviced, or any changes to the physical surroundings which cause conditions to be outside the original field measurements that were taken. All costs associated with those changes would be at the Buyer's expense.

10. Buyer assumes liability for patent and copyright infringement when goods are made to Buyer's specifications.

11. If the Buyer cancels an order prior to its completion; the Buyer agrees to pay to Seller the percentage of the selling price based on the percentage of the completion, plus any costs for the disposal of used material. The Seller would determine the percentage of completion.

12. Indemnity: Buyer shall indemnify and hold harmless ErectaStep, its affiliated companies, owners, employees, agents, and successors from and against any and all claims, expenses, liability, and loss arising from claims for injury, death, or damage to, or destruction of property arising from unauthorized repair or modifications to the products provided under this purchase order/quotation, as well as failure to properly maintain said products, improper use of said products, use of said products for anything other than their intended purpose, and/or the equipment not working or functioning properly caused by a change in working parameters that were unknown by ErectaStep.

**WARRANTY**

ErectaStep prides itself on its workmanship and quality. We strive for perfection in each and every part that we manufacture. All ErectaStep parts are warranted for 2 years against defects. Abuse, extraordinary corrosion, improper installation and other things out of control of ErectaStep are not covered under warranty. Warranty is limited to repair or replacement parts shipped ground to destination as determined by ErectaStep. No additional costs incurred due to warranty related parts are covered i.e. labor, loss of use.

**INTENDED USE**

All ErectaStep parts are pre-engineered with specific purpose for safe access and egress. It is very important to follow configuration guidelines as well as installation instructions provided with order. Design limitations can exist with respect to required supports, adequate footings and prescribed application. Applied loads beyond the stated design loads and use not as advertised are also not covered under the warranty. Any alteration in design or intended use or purpose beyond ErectaStep's recommendations or knowledge voids our warranty and liability against all claims. ErectaStep offers free design assistance to insure a safe, successful outcome to your project.